





















Model	Description	
A. Strainers/Basket		
H2801A	Upper strainer, plain, Tank size 6" - 12" ¾" riser connection For Autotrol valve, Flow rate = 0.8M3/hr	
H2801B	Upper strainer, twist lock, Tank size 6" - 12" ¾" riser connection For Autotrol valve, Flow rate = 0.8M3/hr	
H2803	Bottom strainer, soc, φ0.75", Tank size 6" - 12" ¾" riser connection For Autotrol valve, Flow rate = 0.8M3/hr	
H2805	Upper strainer, twist lock, φ0.75", ABS Tank size 6" - 12" For Fleck valve Flow rate = 1.5 M3/Hr	
H2807	Bottom strainer, soc, φ0.75", ABS Tank size 6" - 12" For Fleck valve, Flow rate = 1.5M3/Hr	
B. Top distributor Assembly for Tank 4" 8-UN top opening Tank		
H182A	Top stack basket, 4" 8-UN top opening tank, 2" OD soc, Tank size 14" - 36", For Fleck valve Flow rate = 12M3/Hr	
H182B	Top stack basket, 4" 8-UN top opening tank, 1.5" riser tube connection, Tank size 14" - 36", For Runxin valve Flow rate = 12M3/Hr	
H182-1	Top stack basket, 4" 8-UN top opening tank, , φ2" OD screw lock, Tank size 14" - 36", For Magnum valve, Flow rate = 12M3/Hr	
H182BL-1(2.0")	Top stack basket, 4" 8-UN top opening tank, , φ2" riser tube connection, screw lock, Tank size 14" - 36", For Fleck 3150 valve, Flow rate = 12M3/Hr	

Model	Description	
H182BL-1(1.5")	Top stack basket, 4" 8-UN top opening tank, , ϕ 1.5" riser tube connection, screw lock, Tank size 14" - 36", For Runxin valve, Flow rate = 12M3/Hr	
C. Bottom Distributor Assembly 4" 8-UN Top Opening Tanks		
HU6260A2	Tank size 12" - 16", 4" top opening 1.5" riser tube connection, c/w hub, 6 ea ϕ 35mm x 82mm twist lock laterals; Flow rate = 3-5M3/Hr	
HU6370A2	Tank size 18" - 21", 4" 8-UN top opening 1.5" riser tube connection, c/w hub, 6 ea ϕ 35 mm x 142mm twist lock laterals; Flow rate = 5-8M3/Hr	
HU6450A2	Tank size 24", 4" 8-UN top opening 1.5" riser tube connection, c/w hub, 6 ea ϕ 35mm x 182mm twist lock laterals; Flow rate = 8-10M3/Hr	
HU6260B2	Tank size 14" - 16", 4" 8-UN top opening 1.5" riser tube connection, c/w hub, 6 ea ϕ 53mm x 111mm screw lock laterals; Flow rate = 4-6M3/Hr	
HU6370B2	Tank size 18" - 21", 4" 8-UN top opening 1.5" riser tube connection, c/w hub, 6 ea ϕ 53mm x 174mm screw lock laterals; Flow rate = 6-8M3/Hr	
HU6450B2	Tank size 24", 4" 8-UN top opening 1.5" riser tube connection, c/w hub, 6 ea ϕ 53mm x 237mm screw lock laterals; Flow rate = 8-10M3/Hr	
HU6600B2	Tank size 30",top, 4" 8-UN top opening 1.5" riser tube connection, c/w hub, 6 ea ϕ 53mm x 300mm screw lock laterals; Flow rate = 10-13M3/Hr	
HU6700B2	Tank size 36", 4" 8-UN top opening 2" riser tube connection, c/w hub, 6 ea ϕ 53mm x 432mm screw lock laterals; Flow rate = 13 16M3/Hr	
D. Bottom Distributor Assembly 4" 8-UN Top and Bottom Opening Tanks		
H5671B	Top distributor Assembly, 4" 8-UN opening tank, c/w 4" - 2" reducer tank adaptor, 90° elbow 2"soc, o-ring seal and top stack strainer; Flow rate = 10 - 14M3/Hr	
HD6260B2	Tank size 14" - 16", c/w 4" x 2" reducer tank adaptor, 90°elbow 2"soc, o-ring , hub, 6 ea ϕ 53mm x 111mm screw lock laterals; Flow rate = 4-6M3/Hr	

Model	Description	
HD6370B2	Tank size 18" - 21", c/w 4" x 2" reducer tank adaptor, 90° elbow 2" soc, o-ring , hub, 6 ea ϕ 53mm x 174mm screw lock laterals; Flow rate = 6-8M3/Hr	
HD6450B2	Tank size 24", c/w 4" x 2" reducer tank adaptor, 90° elbow 2" soc, o-ring , hub, 6 ea ϕ 53mm x 237mm screw lock laterals; Flow rate = 8-10M3/Hr	
HD6600B2	Tank size 30", c/w 4" x 2" reducer tank adaptor, 90° elbow 2" soc, o-ring , hub, 6 ea ϕ 53mm x 300mm screw lock laterals; Flow rate = 10-13M3/Hr	
HD6700B2	Tank 36", c/w 4" - 2" reducer tank adaptor, 90° elbow 2" soc, o-ring , hub, 6 ea ϕ 53mm x 300mm screw lock laterals; Flow rate = 13-16M3/Hr	
E. Top Distributor Assembly for 6" Flange Opening Tanks		
HU5680 HU5680L	Tank size 36-48" c/w ABS Flange adaptor 6 FL x 3" thread, 3 ea ϕ 85mm x 175mm screw lock, Flow rate = 30M3/Hr Tank size 48-80" 6 FL x 4" thread Flange adaptor, 3 ea ϕ 85mm x 286mm screw lock, Flow rate = 30M3/Hr	
H173	Tank size 24" - 48" c/w ABS Flange adaptor 6" FL x 3" thread, top stack basket, screw lock , Flow rate = 50M3/Hr	
F. Bottom Distributor Assembly 6" Flange Top Opening Tanks		
HU5669B2-1	Tank size 24" 3" riser tube connection, c/w Hub, 8 ea ϕ 53mm x 237 mm screw lock, Flow rate = 18-22M3/Hr	
HU5670B2-1	Tank size 30" 3" riser tube connection, c/w Hub, 8 ea ϕ 53mm x 300mm screw lock, Flow rate = 18-22M3/Hr	
HU5672B2-1	Tank size 36" 3" riser tube connection, c/w Hub, 8 ea ϕ 53mm x 300mm screw lock, Flow rate = 18-22M3/Hr	

Model	Description	
G. Bottom Distributor Assembly 6" Flange Top and Bottom Opening Tanks		
HU5669B2-1	Tank size 24" c/w ABS Flange adaptor 6" x 3" x 3", Hub, 8 ea ϕ 53mm x 237 mm screw lock, Flow rate = 18-22M3/Hr	
HU5670B2-1	Tank size 30" c/w ABS Flange adaptor 6" x 3" x 3", Hub, 8 ea ϕ 53mm x 300mm screw lock, Flow rate = 18-22M3/Hr	
HU5672B2-1	Tank size 36" c/w ABS Flange adaptor 6" x 3" x 3", Hub, 8 ea ϕ 53mm x 300mm screw lock, Flow rate = 18-22M3/Hr	
HD5673B2-1	Tank size 40" - 42" c/w ABS Flange adaptor 6" x 3" x 3", Hub, 8 ea ϕ 53mm x 363mm screw lock, Flow rate = 18-22M3/Hr	
HD5674B2-1	Tank size 48" c/w ABS Flange adaptor 6" x 4" x 3", Hub, 8 ea ϕ 53mm x 426mm screw lock, Flow rate = 22-24M3/Hr	
HD5675B2-1	Tank size 60", c/w ABS Flange adaptor 6" x 4" x 3", Hub, 8 ea ϕ 53mm x 489mm screw lock, Flow rate = 24-26M3/Hr	
HD5676B2-1	Tank size 63" c/w ABS Flange adaptor 6" x 4" x 3", Hub, 8 ea ϕ 53mm x 552mm screw lock, Flow rate = 28M3/Hr	
HD5674B2-2	Tank size 48" c/w ABS Flange adaptor 6" x 4" x 3", 3" short, Hub, 16 ea ϕ 53mm x 426mm screw lock, dual stack, Flow rate = 40-45M3/Hr	
HD5675B2-2	Tank size 60" c/w ABS Flange adaptor 6" x 4" x 3", 3" short, Hub, 16 ea ϕ 53mm x 489mm screw lock, dual stack, Flow rate = 45-50M3/Hr	
HD5676B2-2	Tank size, 63" c/w ABS Flange adaptor 6" x 4" x 3", 3" short, Hub, 16 ea ϕ 53mm x 552mm screw lock, dual stack, Flow rate = 50M3/Hr	

Model	Description	
H. Accessories		
H9901	2.5" Tank adaptor, Inlet/outlet 1" NPT, Riser connection $\phi 27\text{mm}$	
H9903-A	4" x 2.5" Tank adaptor, PVC c/w o-ring seal	<div>A</div> <div>B</div> 
H9903-B	4" x 2.5" Tank adaptor, ABS c/w o-ring seal	
H9903 (PPO)	4" x 2.5" Tank adaptor, PPO c/w o-ring seal	
H9914	4" Closure, ABS c/w o-ring seal	
H9914(PPO)	4" Closure, PPO c/w o-ring seal	
H9905	6" x 4" Flange reducer adaptor, c/w o-ring seal ABS c/w bolt kit	
H9905(PPO)	6" x 4" Flange reducer adaptor, c/w o-ring seal PPO c/w bolt kit	
H9911	6" x 4" x 3" Flange reducer adaptor, o-ring seal ABS c/w bolt kit	
H9911(PPO)	6" x 4" x 3" Flange reducer adaptor, o-ring seal PPO c/w bolt kit	
H9912	6" x 3" x 3" Flange reducer adaptor, o-ring seal ABS c/w bolt kit	
H9912(PPO)	6" x 3" x 3" Flange reducer adaptor, o-ring seal PPO c/w bolt kit	
H9913	6" Flange closure, c/w o-ring seal, ABS c/w bolt kit	
H9913(PPO)	6" Flange closure, c/w o-ring seal, ABS c/w bolt kit	
H2015	6" FLG bolt kit, SS304 (Incl. 12 sets 5/16" - UNC * 70mm" screw, nuts and shims)	
H2016	4" adaptor o-ring seal, EPDM	
H2017	6" Flange o-ring seal, EPDM	